

INFORMATION REQUIRED FOR ADDITIONS, GARAGES, SHEDS

Name of Owner: _____

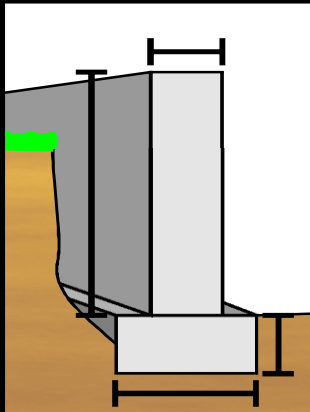
Location of Project: _____

Building Type: _____ Building Size: _____

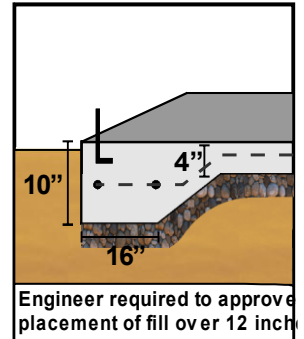
Number of Stories: _____ Number of Rooms: _____

Foundation Type:

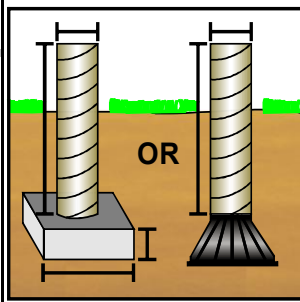
Frost Wall	
Footing Width -	in
Footing Thickness -	in
Thickness of Wall -	in
Height of Wall -	ft



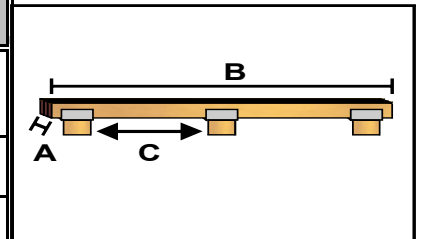
Garage Slab	
Thickness -	in
Slab placed on 12 inches of	
in-filled land? <input type="checkbox"/> Yes <input type="checkbox"/> No	
Engineer letter required <input type="checkbox"/> Yes <input type="checkbox"/> No	



Piers & Footings	
Footing Width -	in
Footing Thickness -	in
Size of Pier -	in
Height of Pier -	ft



Carrying Beam	
A) Beam Size	
B) Span of Beam	
c) Support Spacing	



	Size	Span / Length	Spacing
Main Floor Joists			
Second Floor Joists			
Wall Studding			
Roof Rafters / Prefab Trusses			

 Graded Lumber: Yes _____ Own Lumber _____ (Provide Licensed Grader Form)
 Plumbing Required: No _____ Yes _____ Plumber _____
 Type of Heating System: _____ Flue: Prefab _____ Masonry _____

Additional Information / Comments:

Signed: _____ Date: _____